


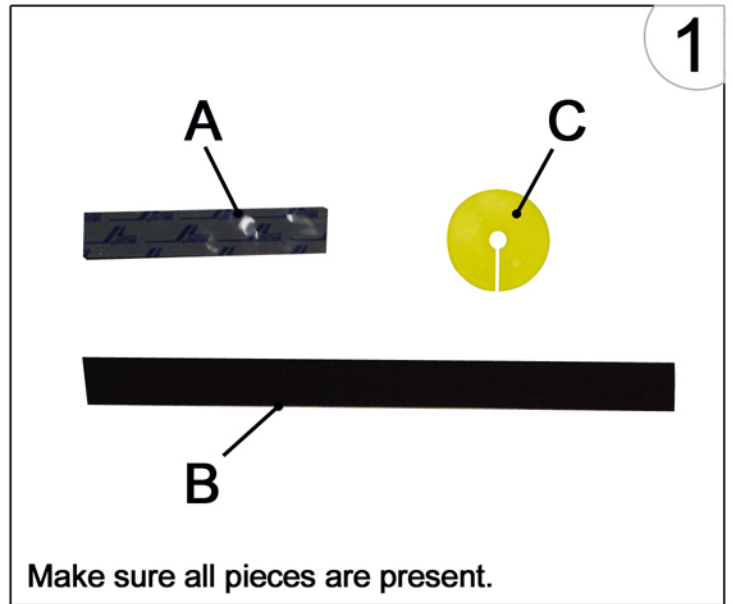


Onboard Charger mounting Kit

Includes:

- A. Adhesive Backed Velcro
- B. Velcro Strap
- C. Cord Retainer






6
Attach Cord Retainer (C) to male end of power cord & feed female end of cord through side of cone.



7
Pull excess cord through the cone, plug female end of cord into the charger and place cone on base.



8
For both sides, twist cone tabs onto cone.



9
For storage, feed power cord back into cone and place male plug into cone.

HURRICONE

Cordless Floor Dryer



TM

Beach Sales & Engineering LLC, Mansfield, OH 44906

PH: 419-525-1010 FX: 419-525-0595

<http://www.hurricane.com> sales@hurricane.com